


TECHNICAL SPECIFICATION

Cu-Beam™ suspended lights provide powerful light, precisely where you need it. Heat pipe technology creates a highly effective cooling system, meaning each light can use a single high-power, high-efficiency chip on board LED. This single light source, combined with a custom-designed PMMA lens, delivers optically efficient, precisely controlled illumination.

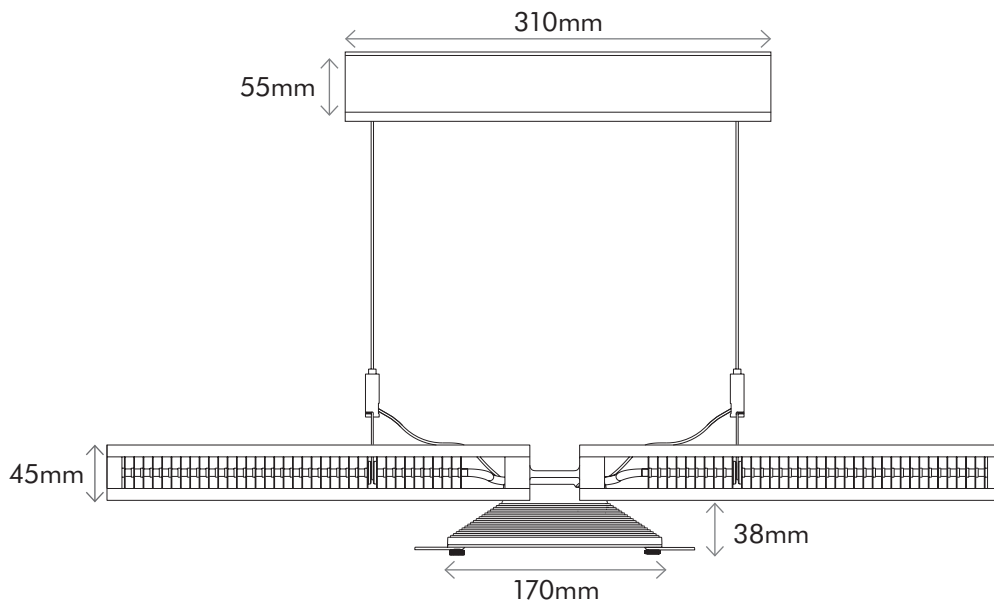
The cooling system also prolongs the life of the LED, ensuring long-lasting performance and colour stability. The luminaire is supplied with a customized DALI driver, with additional heat sinks and high-grade-capacitors.

To specify, state:

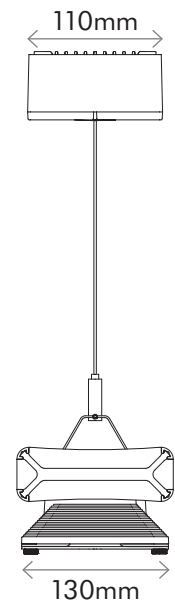
Sleek suspended luminaire with single high efficiency chip on board LED CRI 80min 2 step binning – cooled via sintered copper heat pipes. Unique rectangular distribution optic with adjustable trim blades for optimum framing and glare control. Power over suspension cable DALI driver.



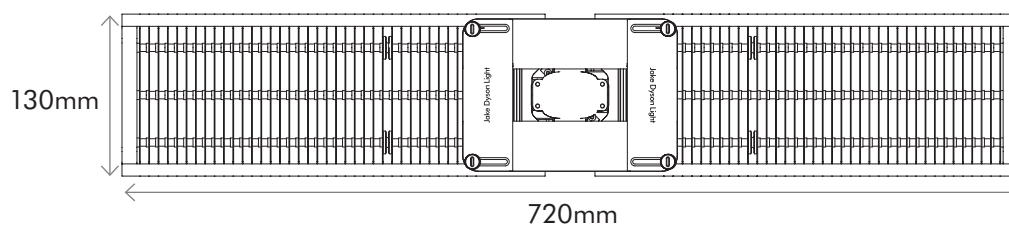
FRONT ELEVATION



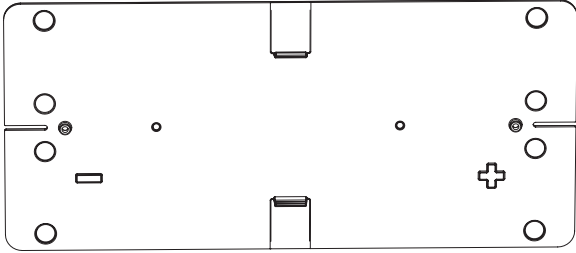
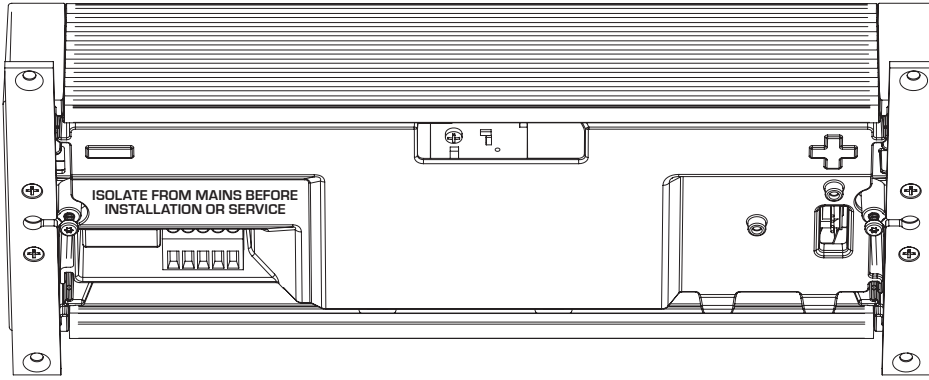
SIDE ELEVATION



UNDER ELEVATION




DRIVER BOX



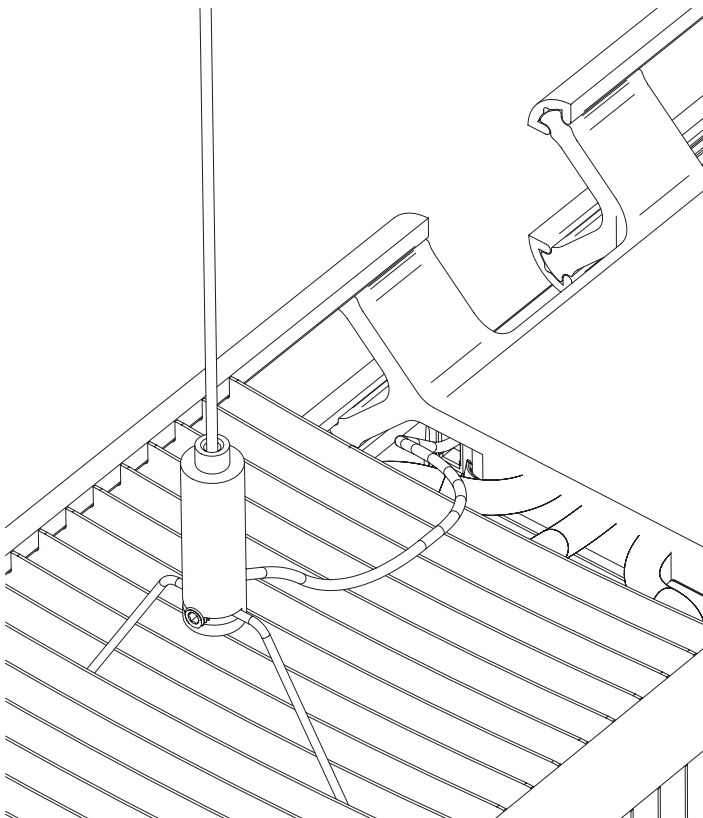
RECESS FIXING



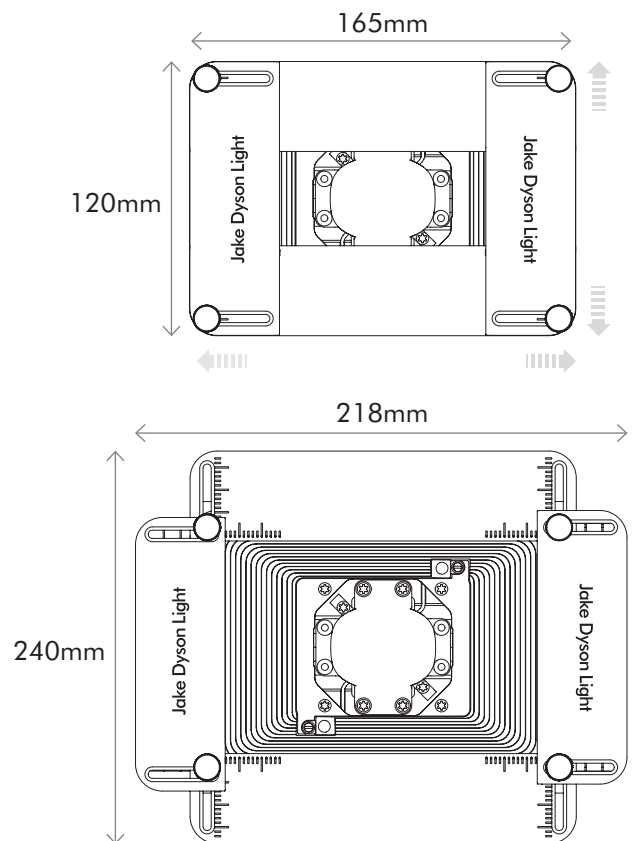
SURFACE FIXING



BRACKETS, CABLE GRABS AND DUAL-PURPOSE CABLE



TRIM BLADES



Installation

Pendant. System complete with power supply base and
L = 4000mm Cable

Mounting: Ceiling pendant

Environment: Indoor

Complies with: IEC/EN 62471 (Including national deviations),
IEC/EN 60598-1 (Including national deviations),
IEC/EN 60598-2-1 (Including national deviations),
IEC 61347-1, IEC 61347-2-13, IEC 62031, UL 1598,
SAC GB 7000-1, SAC GB 7000-201, SAC GB 7000-202,
M.I.T.I - Appendix 8 (1993), JIS C8105-1, JIS C8105-2-4

Electrical

Input voltage / Frequency: 100-240V, 50/60Hz

Control signal voltage: 0-16 V (0-16 V DC DALI)

Rated power: 57W

Standby power consumption: 0.5W

Driver / Power unit / Transformer: PSD
(Power supply unit with DALI interface) Universal

Driver included: Yes

Embedded control: No

Dimmable: DALI

Minimum dim level: 10%

Suitable for random switching: Yes (relate to presence /
movement detection and daylight harvesting)

Wiring: Product complete with electronic components

Glow-wire test: 850/5 (Temperature 850°C, duration 5s)

Optical

Light source: Chip on board LED

Number of light source: 1

Light source replaceable: No

3000K Fixture light output: 5120

4000K Fixture light output: 5350

3000K Luminous efficacy: 90lm/W

4000K Luminous efficacy: 94lm/W

Illuminance Eav: 643 lux across 3200mm x 1600mm surface
(at 1.3m height above task surface)

LED L70: 180,000hrs

Colour temperature: 3000K / 4000K (custom option
on request)

CRI: 80 minimum

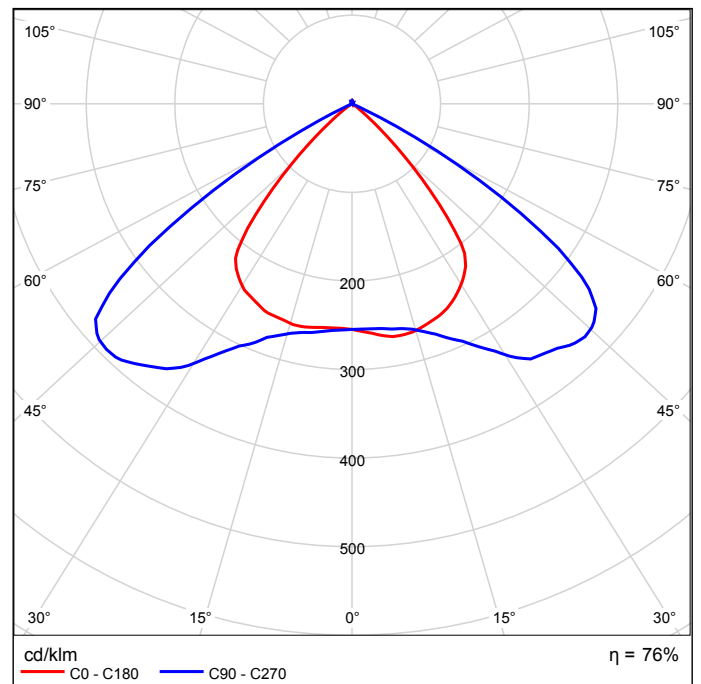
Beam angle: 111° X 78°

IP rating: 20 indoor use only

LED binning: 2 step (ANSI)

Operating temperature range: 0°C - 40°C or Application
conditions, Average ambient temperature T25 (+25°C)

Polar plot



Construction

Housing materials: Aluminium / Copper / Polycarbonate

Optical lens materials: PMMA (Acrylic)

Operation

DALI dimming

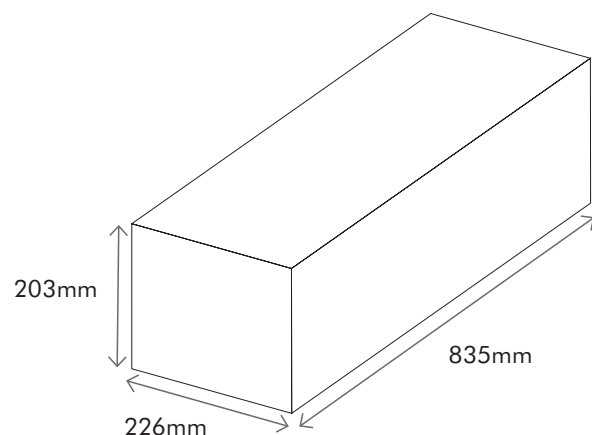
Logistics

Net (fixture) weight: 2.9kg

Luminaire weight: 1.6kg

Packaged weight: 4.8kg

Packaged dimensions:



Standard guarantee

5 years